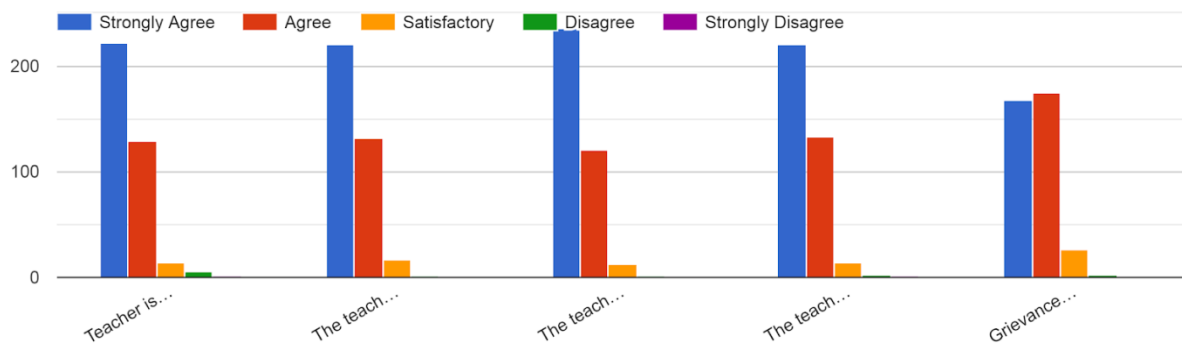


Students satisfaction survey 2019-2020

Pazhassiraja college, Pulpally has conducted student satisfaction survey to evaluate students expectation has met with facilities provided by college. Mainly two areas were analysed namely, academics and infrastructure facilities. Along with that we also checked students requirements for further improvement of our institution. Data have been collected from 370 students who are studying in various departments of our college. The results from the analysis have been given below.

Graph no. 1

Graph showing students feedback on academic related matters



q.1 Teacher is regular and punctual in class

Out of 370 respondents, 221 respondents have strongly agreed that teachers are regular and punctual. 129 respondents have agreed while 14 respondents are in satisfactorily position. Only 5 respondents have disagreed.

q. 2 The teacher explains the topics efficiently

350 respondents have indicated that the teacher explains the topics efficiently. Only 17 respondents have indicated that they are in satisfactory position.

q. 3 The teacher uses modern teaching aids/gadgets, handouts, ppts, web resources, etc.

235 respondents have strongly agreed that their teacher uses modern teaching aids/gadgets, handouts, ppts, web resources, etc. 121 respondents also have agreed to the above statement. Only 13 respondents are in satisfactory position.

q. 5 The teacher uses non-traditional methods of evaluation like quiz, seminars, assignments, classroom presentations/participation (or any other method).

353 students have agreed that their teacher uses non-traditional methods of evaluation like quiz, seminars, assignments, classroom presentations/participation. 14 respondents were in satisfactory position. Only 2 respondents have disagreed the above statement.

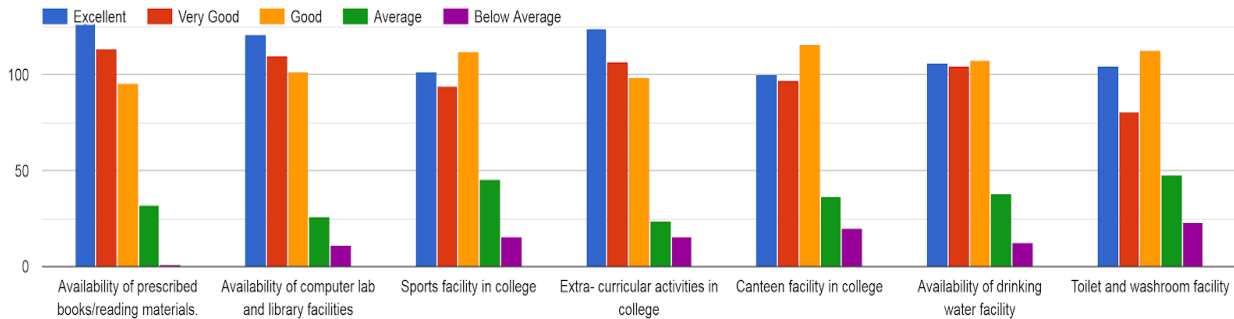
q. 6 Grievances/problems are redressed/resolved well in time.

168 respondents have strongly agreed that their Grievances/problems are redressed/resolved well in time. 174 respondents have agreed with the above statement and 26 respondents were in satisfactory position. Only 2 respondents have disagreed with the above statement.

From above interpretation it is evident that most of the respondents have agreed that the academics related matters of pazhassiraja college is conducted well in manner.

Graph no. 2

Graph showing students feed back on infrastructural facility of pazhasiraja college, pulpally



Q 1. Availability of prescribed books/reading materials.

Out of 370 respondents 241 respondents have agreed that the college library has an excellent and very good collection of books and reading materials for students. 96 respondents have indicated that the books and reading materials available is good. 32 respondents have mentioned that they felt the books and reading materials are not upto the standard.

Q 2. Availability of computer lab and library facilities

231 respondents have indicated that we have very good and excellent computer lab and library facilities. 102 students mentioned that these facilities were good. 26 students felt that it was average while 11 students mentioned that it was below average.

Q3. Sports facility in college

196 students have indicated that our college has very good and excellent Sports facility in college. 112 respondents have agreed that the sports facility provided by college is good. 46 students indicated that it was average while 16 students mentioned that it was below average.

Q4. Extra- curricular activities in college

231 students felt that the Extra- curricular activities conducted in our college was very good. 99 students mentioned that it was good while 24 students felt that it as average and 16 have disagreed with the above statement.

Q5. Canteen facility in college

Regarding canteen facility of our college, 197 students have indicated that it's very good and excellent. 116 students felt that it was good. 37 felt that it was average while 14 felt that it was below average.

Q6. Availability of drinking water facility

211 respondents indicated that drinking water facility provided in our college is excellent and very good. While 108 respondents have indicated that it was good while 38 felt it was average and 13 felt that it was below average.

q. 7 Toilet and washroom facility

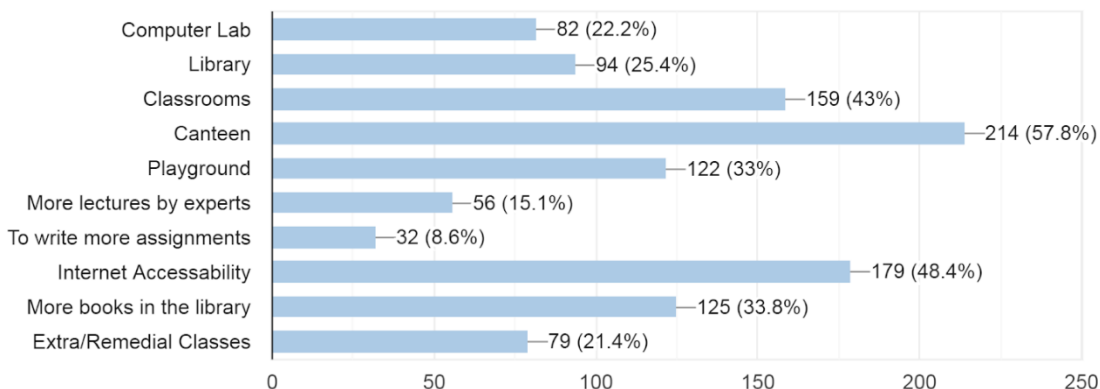
186 respondents mentioned that toilet and washroom failcity provided by our college is excellent. 113 respondents indicated that it was good while 48 felt that it was average. Only 23 students mentioned that it was below average.

Graph no. 3

Graph showing students suggestions regarding the areas need to be improved

Areas that has to improved according to your opinion

370 responses



From the above graph we can see that most of the students (57.8%) have indicated that college has to improve the canteen facility. 48.4% of students have indicated that the college should provide internet facility and 43 % felt that classroom conditions have to be improved. 33.8% have suggested that college library can add more books and 25% of students mentioned that library services can be improved. 22% of students indicated that facilities provided by computer lab should be improved while 21% of students suggested that college should provide more extra/remedial classed.